

athenaPatient™

Getting started with your new mobile app

Connect with us anytime, anywhere. It's as easy as 1-2-3...

1 Register on our Patient Portal.

Already registered? Go to Step 2.

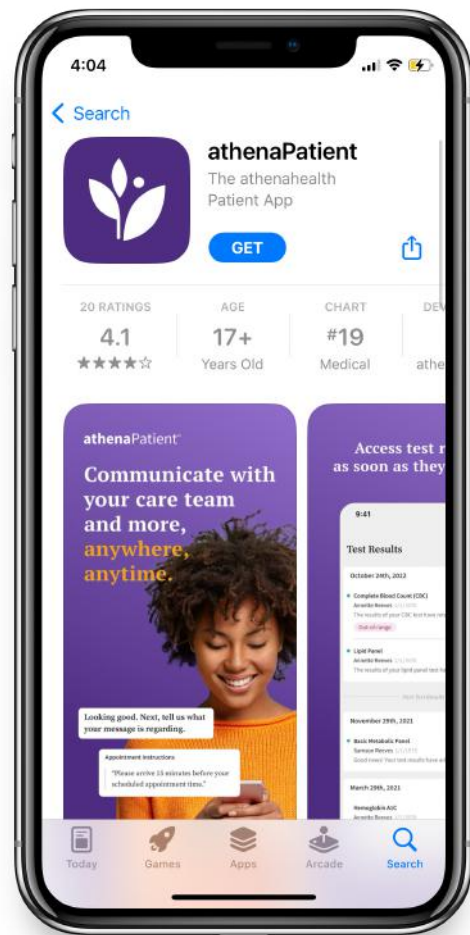
- Visit our Patient Portal in a web browser. (Need help? Ask our staff how to reach it.)
- Follow the prompts to register with your email address and password.

2 Download the athenaPatient app.

- Open the Apple App Store or Google Play Store.
- Search for “athenaPatient”. Careful! There are other apps with similar names.
- Install the athenaPatient app on your smartphone. The app works with iPhones and Android phones (but not iPads or tablets, sorry).

3 Log in and go!

- Open the athenaPatient app on your smartphone.
- Use your Patient Portal email address and password to log in.
- Explore! You can send us a message, view your test results and other health information, and more.



Powered by



*The athenaPatient app is only available for download and viewing information in the United States for patients of healthcare providers on the athenahealth network.



Download for iOS



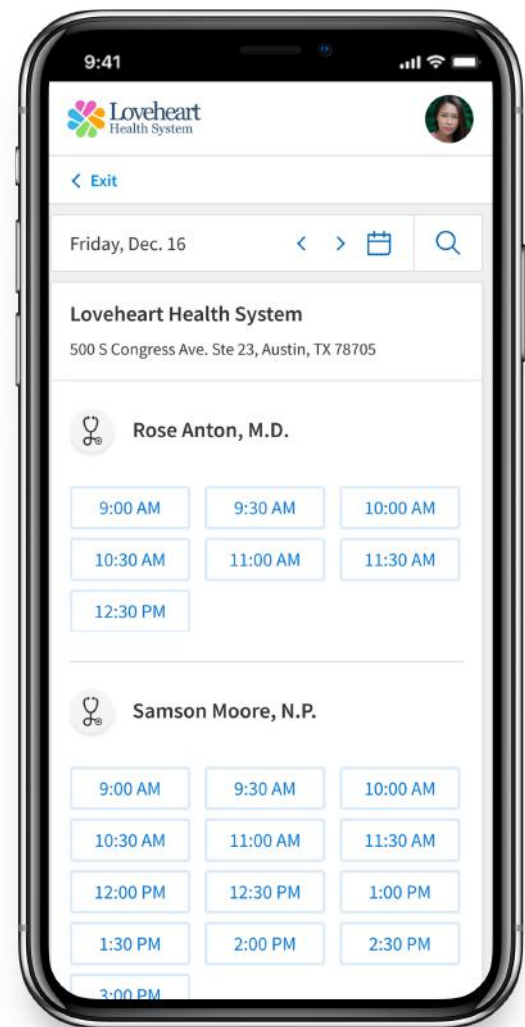
Download for Android

athenaPatient™

Schedule your next appointment right from your phone

Need to see one of our providers? Save yourself a phone call and self-schedule your next appointment using the athenaPatient app. It's easy to choose an appointment date and time that are convenient for you.

- 1 Launch the athenaPatient app.
- 2 Tap the calendar icon at lower right.
- 3 Select the patient's name.
- 4 Choose the *Specialty* and the *Reason for Visit* from the drop-down menus, then tap "Show appointments."
- 5 Select a provider's name to see a calendar of available dates. Tap to select one.
- 6 Tap to select a time slot from the list.
- 7 Review your appointment details. Please add a brief note about the reason for this visit.
- 8 When everything looks good, tap "Schedule Appointment." See you soon!



Powered by

athenahealth

*The athenaPatient app is only available for download and viewing information in the United States for patients of healthcare providers on the athenahealth network.

athenaPatient™

Check in to your appointment right from your phone

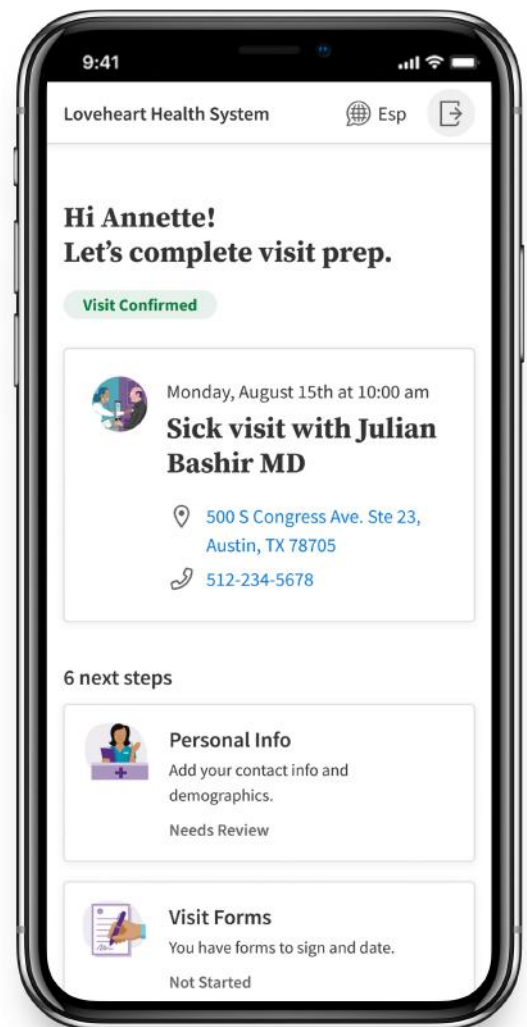
Save time and ensure a smooth visit with your provider. Use the athenaPatient mobile app to check in early and complete pre-visit tasks.

1 Launch the athenaPatient mobile app.

2 Find your *Upcoming Appointment* and tap *Check in*.

3 Complete pre-visit tasks below *Next steps*. Tap each step to view, complete, and submit.

4 Once completed, you're all set! We look forward to seeing you.



Powered by

 athenahealth

*The athenaPatient app is only available for download and viewing information in the United States for patients of healthcare providers on the athenahealth network.